

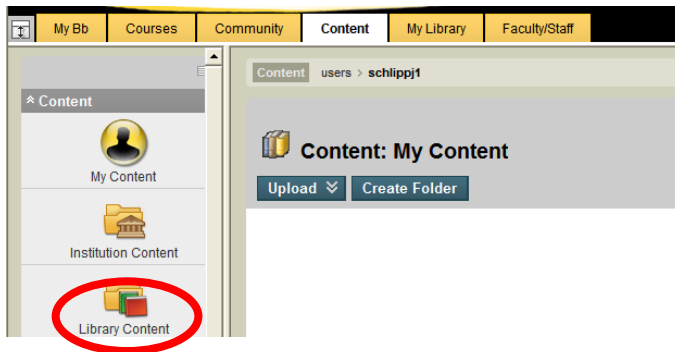
# STUDENTS: ERESERVES AND BLACKBOARD

Accessing electronic reserve readings for your courses in Blackboard.  
NOTE: Access to these materials is limited to students enrolled in a course.

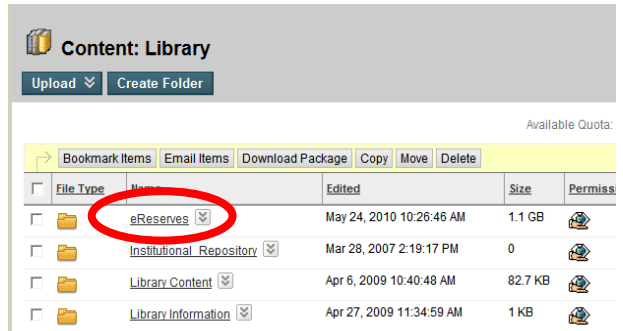
1. Login to your My Blackboard @ NKU. Next click on the CONTENT tab at top of page.



2. Click Library Content icon on the left panel.



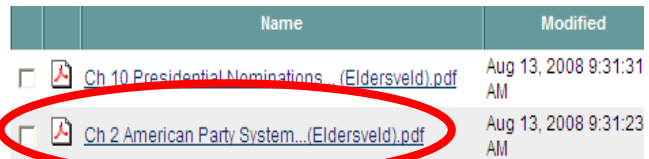
Next click the eReserves folder link.



3. Click on appropriate course number link.



Then click on a document title to see image.



4. Your pdf or HTML course reading should appear on the screen.

